

BOB'S INCREDIBLE WAFFLES



When Bob is charged with keeping an eye on the kids, he relies on this *incredible* waffle recipe that he knows is a sure hit. Make these for your little ones to get their morning off to a great start.

BOB'S INCREDIBLE WAFFLES

INGREDIENTS

- 1 cup all-purpose flour
- 1/2 cup sugar
- 1/4 teaspoon baking soda
- 1/2 teaspoon baking powder
- 1/4 cup cornstarch
- 1/2 teaspoon salt
- 1 cup buttermilk
- 1/3 cup unsalted butter (melted)
- 1 large egg
- 1 teaspoon vanilla extract

Disney • PIXAR
INCREDIBLES 2
IN THEATERS JUNE 15



DIRECTIONS

(Makes about 4 large waffles)

- Separate the egg yolk from the egg white.
- In a medium bowl beat the egg white until stiff peaks form.
- In another large bowl, mix the dry ingredients: flour, baking soda, baking powder, cornstarch, sugar and salt.
- Add the wet ingredients: buttermilk, melted butter, egg yolk and vanilla extract. Stir to combine but leave batter lumpy.
- Carefully fold the beaten egg white into the batter just until combined. Let the mixture sit for 30 minutes.
- Heat up your waffle iron and cook according to your waffle iron's directions until golden brown and crispy.
- Enjoy immediately with butter and syrup.

DASHIELL "DASH" PARR



Disney • PIXAR
INCREDIBLES 2

IN THEATERS JUNE 15

Disney • PIXAR
INCREDIBLES 2

IN THEATERS JUNE 15



**HELEN PARR
“ELASTIGIRL”**

HERO COUPON BOOK

**BE A HERO IN YOUR HOUSE AND
GIVE THESE CHORE COUPONS
TO YOUR PARENT!**

DIRECTIONS:

- PRINT OUT THE FOLLOWING TWO PAGES
- WITH THE HELP OF AN ADULT CUT OUT ALL THE COUPONS
- SIGN YOUR NAME TO EACH COUPON AND STACK THEM IN A PILE
- PUT THE COVER PAGE ON TOP AND USE A PAPER-CLIP OR BINDER CLIP TO HOLD THEM TOGETHER
- GIVE THE COUPONS TO YOUR PARENT SO THEY CAN REDEEM THEM FROM YOU





COUPON GOOD FOR

EATING ALL MY
VEGETABLES

FROM:



COUPON GOOD FOR

NO ELECTRONICS
AT THE TABLE

FROM:



COUPON GOOD FOR

NO COMPLAINING
FOR ONE DAY

FROM:



COUPON GOOD FOR

ANY CHORE OF
YOUR CHOICE

FROM:



COUPON GOOD FOR

ORGANIZING MY
CLOSET

FROM:



COUPON GOOD FOR

GIVING YOU ONE
HOUR OF QUIET

FROM:



COUPON GOOD FOR

MAKING MY BED
FOR A WEEK

FROM:



COUPON GOOD FOR

TAKING OUT
THE TRASH

FROM:



COUPON GOOD FOR

WATERING THE
PLANTS

FROM:



COUPON GOOD FOR

A HUG ANYTIME
YOU WANT

FROM:



Find
the path that
leads the Incrédibles
to the Underminer's Drill.
Use the arrows to move
up, down, left or right. If
you reach an explosion,
try using a different
route.



SOLUTION: E

Disney · PIXAR
INCREDIBLES 2
IN THEATERS JUNE 15

IN THEATERS JUNE 15



Disney • PIXAR
INCREDIBLES 2
IN THEATERS JUNE 15

JACK-JACK PARR



JACK-JACK'S COOKIE NUM NUM RECIPE

When Jack-Jack gets riled up and transports himself to another dimension, nothing tempts him back home quite like these classic chocolate chip cookies. Try making these yourself and see how quickly your little ones appear.

COOKIE NUM NUM

INGREDIENTS

- 2 1/4 cups all-purpose flour
- 1 teaspoon baking soda
- 1/2 teaspoon salt
- 1 1/2 teaspoons vanilla extract
- 1 cup butter (softened)
- 3/4 cup sugar
- 3/4 cup brown sugar (packed)
- 2 large eggs
- 2 cups semi-sweet chocolate chips



DIRECTIONS

(Makes about 4 dozen cookies)


- Heat oven to 375 F
- In a bowl, combine the flour, baking soda and salt.
- In a large mixing bowl, beat butter, sugar, brown sugar and vanilla extract at medium speed until creamy.
- Add eggs one at a time. Mix on low speed until each are incorporated.
- Gradually blend dry mixture into wet mixture. Once mixed, stir in the chocolate chips gently.
- Drop by tablespoon onto ungreased baking sheets.
- Bake for 9 to 11 minutes or until golden brown.
- Cool on baking sheets for a few minutes then transfer to a wire rack to cool completely.

INCREDIBLE MEMORY CARD GAME



FOLD

Disney · PIXAR




INCREDIBLES 2

IN THEATERS JUNE 15



FOLD


INCREDIBLES 2
IN THEATERS JUNE 15



Disney · PIXAR

Have an adult cut out the cards from all six pages. Fold each card on the indicated line and glue or tape the inside to make a two-sided card with the logo on one side and the character on the other. Place the cards character-side down on a smooth surface and mix them up. Turn over two cards at a time to see if they match exactly. If they don't, turn them face down again. Take turns turning over cards using your memory to recall where a matching card may be located. The person who matches the most pairs wins!

INCREDIBLES 2
IN THEATERS JUNE 15




Disney · PIXAR

FOLD



FOLD

Disney · PIXAR



INCREDIBLES 2

IN THEATERS JUNE 15




INCREDIBLE MEMORY CARD GAME



FOLD

Disney · PIXAR




INCREDIBLES 2

IN THEATERS JUNE 15



FOLD


INCREDIBLES 2
IN THEATERS JUNE 15



Disney · PIXAR

Have an adult cut out the cards from all six pages. Fold each card on the indicated line and glue or tape the inside to make a two-sided card with the logo on one side and the character on the other. Place the cards character-side down on a smooth surface and mix them up. Turn over two cards at a time to see if they match exactly. If they don't, turn them face down again. Take turns turning over cards using your memory to recall where a matching card may be located. The person who matches the most pairs wins!

INCREDIBLES 2
IN THEATERS JUNE 15




Disney · PIXAR

FOLD



FOLD

Disney · PIXAR



INCREDIBLES 2

IN THEATERS JUNE 15




INCREDIBLE MEMORY CARD GAME



FOLD

Disney · PIXAR



INCREDIBLES 2

IN THEATERS JUNE 15




FOLD

Have an adult cut out the cards from all six pages. Fold each card on the indicated line and glue or tape the inside to make a two-sided card with the logo on one side and the character on the other. Place the cards character-side down on a smooth surface and mix them up. Turn over two cards at a time to see if they match exactly. If they don't, turn them face down again. Take turns turning over cards using your memory to recall where a matching card may be located. The person who matches the most pairs wins!

INCREDIBLES 2


IN THEATERS JUNE 15



Disney · PIXAR

INCREDIBLES 2

IN THEATERS JUNE 15




Disney · PIXAR

FOLD



FOLD

Disney · PIXAR



INCREDIBLES 2

IN THEATERS JUNE 15




INCREDIBLE MEMORY CARD GAME



FOLD

Disney · PIXAR




INCREDIBLES 2

IN THEATERS JUNE 15



FOLD


IN THEATERS JUNE 15
INCREDIBLES 2



Disney · PIXAR

Have an adult cut out the cards from all six pages. Fold each card on the indicated line and glue or tape the inside to make a two-sided card with the logo on one side and the character on the other. Place the cards character-side down on a smooth surface and mix them up. Turn over two cards at a time to see if they match exactly. If they don't, turn them face down again. Take turns turning over cards using your memory to recall where a matching card may be located. The person who matches the most pairs wins!

IN THEATERS JUNE 15
INCREDIBLES 2




Disney · PIXAR

FOLD



FOLD

Disney · PIXAR



INCREDIBLES 2

IN THEATERS JUNE 15




INCREDIBLE MEMORY CARD GAME



FOLD

Disney · PIXAR




INCREDIBLES 2

IN THEATERS JUNE 15



FOLD


IN THEATERS JUNE 15
INCREDIBLES 2



Disney · PIXAR

Have an adult cut out the cards from all six pages. Fold each card on the indicated line and glue or tape the inside to make a two-sided card with the logo on one side and the character on the other. Place the cards character-side down on a smooth surface and mix them up. Turn over two cards at a time to see if they match exactly. If they don't, turn them face down again. Take turns turning over cards using your memory to recall where a matching card may be located. The person who matches the most pairs wins!

IN THEATERS JUNE 15
INCREDIBLES 2




Disney · PIXAR



FOLD

Disney · PIXAR



INCREDIBLES 2

IN THEATERS JUNE 15




FOLD

INCREDIBLE MEMORY CARD GAME



FOLD

Disney · PIXAR




INCREDIBLES 2

IN THEATERS JUNE 15



FOLD


INCREDIBLES 2
IN THEATERS JUNE 15



Disney · PIXAR

Have an adult cut out the cards from all six pages. Fold each card on the indicated line and glue or tape the inside to make a two-sided card with the logo on one side and the character on the other. Place the cards character-side down on a smooth surface and mix them up. Turn over two cards at a time to see if they match exactly. If they don't, turn them face down again. Take turns turning over cards using your memory to recall where a matching card may be located. The person who matches the most pairs wins!

INCREDIBLES 2
IN THEATERS JUNE 15




Disney · PIXAR

FOLD



FOLD

Disney · PIXAR



INCREDIBLES 2

IN THEATERS JUNE 15





BOB PARR
"MR. INCREDIBLE"

Disney • PIXAR
INCREDIBLES 2
IN THEATERS JUNE 15

SUPERS DOOR HANGERS

MAKE THESE DOOR HANGERS TO
SIGNAL HOW YOU'RE FEELING



Disney · PIXAR
INCREDIBLES 2

IN THEATERS JUNE 15

STEP 1:
PRINT THE
FOLLOWING
THREE PAGES
OUT ON THICK
PAPER.

CUT OUT
ALONG THE
DOTTED LINES.




STEP 2:
FOLD EACH
HANGER IN
HALF AND
GLUE OR TAPE
TOGETHER.



STEP 3:
SLIDE THE
DOOR HANDLE
THROUGH THE
SLIT TO HANG.

CHOOSE
WHICH ONE
REFLECTS HOW
YOU FEEL.



CUT

CUT
CIRCLE
OUT

FOLD

FEELING
INCREDIBLE
TODAY



ENTER

Disney · PIXAR
INCREDIBLES 2

CUT
CIRCLE
OUT

CUT

CHILLIN'
IN HERE



STAY OUT

Disney · PIXAR
INCREDIBLES 2

CUT

CUT
CIRCLE
OUT

FOLD

MAKE IT
QUICK



COME IN

Disney · PIXAR
INCREDIBLES 2

CUT
CIRCLE
OUT

CUT

FORCE
FIELD UP
TODAY



STAY OUT

Disney · PIXAR
INCREDIBLES 2

CUT

CUT
CIRCLE
OUT

KICKIN'
BACK



COME IN

Disney · PIXAR
INCREDIBLES 2

FOLD

CUT
CIRCLE
OUT

CUT

ANYTHING
COULD
HAPPEN



STAY OUT

Disney · PIXAR
INCREDIBLES 2



Disney • PIXAR
INCREDIBLES 2
IN THEATERS JUNE 15

VIOLET PARR