

Disney
**Christopher
Robin**
August 3



Disney
**Christopher
Robin**
August 3




PG

Christopher Robin and Pooh enjoy another sunset together.

©2018 Disney

Disney
**Christopher
Robin**
August 3



Disney Christopher Robin

August 3



PG

London is a big and busy city.

©2018 Disney

Disney
**Christopher
Robin**
August 3




PG

Tigger

©2018 Disney

Disney
**Christopher
Robin**
August 3



PG

Winnie-the-Pooh

©2018 Disney

Disney
**Christopher
Robin**
August 3



PG

Young Christopher Robin and Winnie-the-Pooh are great friends.

©2018 Disney

Disney
**Christopher
Robin**
August 3




The Hundred Acre Wood gang always enjoys a nice meal.

PG

©2018 Disney

Disney
**Christopher
Robin**
August 3



PG

Eeyore

©2018 Disney

Disney
**Christopher
Robin**
August 3



PG

Kanga and Roo

©2018 Disney

Disney Christopher Robin

August 3

Spot the Difference

There are 8 differences between the two images.

Can you spot them all? Circle each one.



PG

©2018 Disney

Disney Christopher Robin



August 3



Maze

What to do? What to do? What to do?

Pooh has lost his friends. Help Christopher Robin take him back to Hundred Acre Wood and find the gang.




Disney Christopher Robin

August 3



Maze

Oh bother! Christopher Robin left behind important papers that he needs with him in London. Can you help the gang from Hundred Acre Wood find their way through the city in time?



PG

©2018 Disney

Disney Christopher Robin

August 3

Door Hanger

Print out both the front and back pages on a heavy weight paper such as a card stock. Using scissors, have an adult cut the shape out along the dashed lines. After both sides are cut out, carefully glue the blank sides together. Once the glue is dry, you may hang it on any door knob.

